

# PLAYBILL

## Enchanted Sleeping Beauty

THE LEGEND OF BRIAR-ROSE

Book by  
VERA MORRIS

Music & Lyrics by  
BILL FRANCOEUR

Teacher's Guide

**AL**  
assistance league  
Los Angeles

Produced by special arrangement  
with Pioneer Drama Service,  
Inc., Denver, Colorado

**NINE**  
O'clock  
**PLAYERS**  
THEATRE FOR CHILDREN

# The Story of Making a Play

## Act I: Getting Started

First, a Play is chosen, one that is appropriate for young audiences. The Production Chairman then selects the following individuals who will help to tell the play's story:

- The Director, who plans how to tell the story by using actors who learn dialogue, songs, and dances
- The Musical Director, who teaches the actors musical numbers and orchestrates the music throughout the entire play
- The Costume Designer, who creates costumes based on the characters
- The Scenic Designer, who builds sets to make the different places in the play appear on stage
- The Prop Designer, who fills the stage with objects (such as tables and chairs) to help the actors tell their stories
- The Lighting Director, who chooses colored lights to make the sets and stage look like real places
- The Sound Engineer, who teaches the actors how to use “mics” (microphones) they will wear during the play

## Act II: The Play Comes Alive

- Actors audition for the parts in the play. They sing a song, read lines from the script, and are given a role to play.
- Beginning with rehearsals, the actors learn their lines, songs, and dances, have costumes fitted, learn to use props, and move scenery.

## Act III: On With the Play!

The members of the audience arrive and are ushered into the theatre. They take their seats and see the pianos and other musical instruments used by the musical director. An announcer says that the show is about to begin and asks the audience to practice theatre etiquette by remaining quiet while the actors are speaking and to enjoy the play by clapping for the parts they like.

After the play is over, audience members can talk to the actors and ask them about their characters or the play itself.

# Synopsis of *Sleeping Beauty*

Hear ye, hear ye! The King and Queen have just had a baby, Princess Briar Rose. They are excitedly planning the celebration, as well as Briar Rose's future marriage to Prince Alexander from a nearby kingdom. The King and Queen are making sure that everything will be perfect!



Unfortunately, they discover that one of the golden plates used to serve the wise women has been stolen, meaning only 6 of the 7 wise women can be invited to the celebration for Briar Rose.

When Evilina, a not so good good witch finds out that she was not invited, she places an evil, horrible curse on Briar Rose to punish the royal family!



Will Princess Briar Rose escape the curse? How will the royal family survive? Watch our show to find out!

# Before Attending the Play: Theatre Etiquette

Students who are new to the theatre need guidance in how to behave while attending a play. Some pointers you can share with your students are:

- How the audience acts is important—it helps to make the play fun for everyone. Students must not walk in the aisles while actors are present or try to touch the actor or her props. They can applaud when appropriate, but loud talking or clapping when individual actors are speaking or singing is to be avoided.
- Audience members may not use any photographic device (flash, digital, cell phone cameras).
- Please explain to the students the differences between watching live theatre, movies, and television.

## Discussion

- What are the responsibilities of the actors and the audience?
- What careers are involved in producing a play? (See “The Story of Making a Play” in this Teacher’s Guide) Do you think you would be interested in any of those jobs?

## Vocabulary

- Realm: a land, the kingdom
- Rejoice: celebrate
- Triumph: a great victory
- Secretary: one who takes notes and organizes
- Calamity: a disaster
- Gauzy: thin, fuzzy, fabric
- Cherish: hold dear, love
- Amateurs: unprofessional, unskilled
- Spinning wheel: a tool used to make yarn
- Observant: paying close attention
- Contraption: a machine or device
- Ally: a supporter



# After the Play:

## Discussion/Writing

- Identify the main characters, setting, and major events in the play.
- Who was your favorite character? Why? List 3-5 adjectives to describe the character you liked best.
- What was your favorite part of the play? Why? Give a brief synopsis of what happened in that scene.
- If you could text any character from the show and ask them a question, who would it be and what would you ask?
- Imagine you are Queen Eleanor or King Rudolph. Would you have invited Evilina to Briar Rose's party? Why or why not? Do you think they made the right decision in not inviting her?
- If you were a wise woman, what gift would you have given to Briar Rose? Why did you choose this gift?

## Movement Activity

### "Poof You're a Frog"

Evilina has a less-than-nice habit of turning people into frogs, mice, cats, dogs, or whatever other animal she feels like turning someone into. Have one person (either the teacher or a chosen student) pretend to be Evilina and "poof" the rest of the class into various animals. Then, the other students can move about the space as if they are those animals. How do they stand? How do they walk/slither/fly/crawl? What sounds do they make? How do you go from being a frog to an elephant?


For a more advanced level, students can also be "poofed" into inanimate objects, such as chairs, pencils, refrigerators, etc.

# Letter Writing

Write an invitation to Briar Rose's party! Who will you invite?



Dear



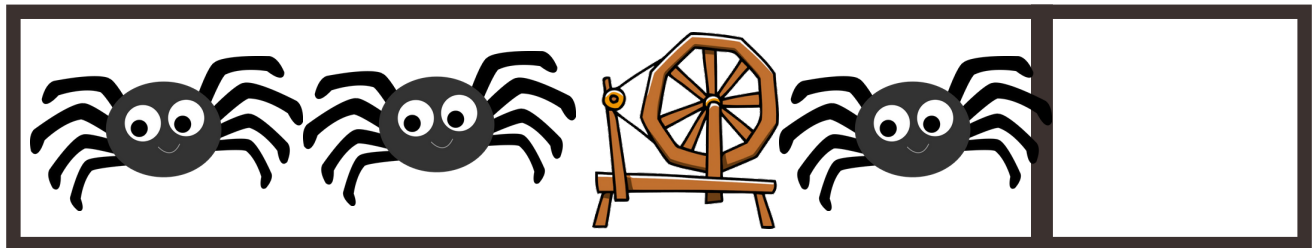



Your Friend,






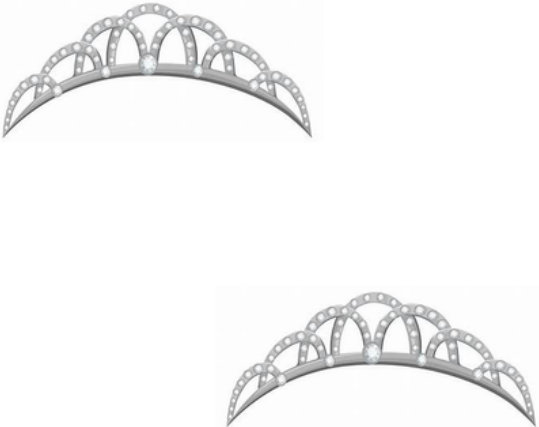
# Patterns

Complete the pattern!



# Counting Practice





Circle the correct number of items in each box!

	
6      8      4	3      5      4
	
7      8      9	5      2      4



# Counting Practice

Circle the correct number of characters in each box!

	
7      6      4	5      7      6
	
13      10      8	6      5      4

# Letter Writing

Write a letter to Evilina persuading her not to hurt Briar Rose.


{Heading}

{Greeting}

{Body}

{Closing}

{Signature}



# Baking a Cake

Briar Rose wants a birthday cake to feed over 100 people! Help Chef add up the ingredients to make his cake even bigger!



$2+10=$

$9+5=$

$6+8=$

$6+10=$

$20+13=$

$3+9=$

$7+4=$

$23+8=$

$13+7=$

$2+5=$

$27+18=$

$5+5=$

$7+9=$

$22+10=$

$8+9=$

$9+7=$

$26+9=$

$7+11=$

$8+16=$





$8+19=$

## How Did Evilina Become Evil?







Write a story about how Evilina ended up as a "bad good witch"

[illegible]






Let's Make 10!

$$\underline{\hspace{2cm}} + \underline{\hspace{2cm}} = 10$$


$$\underline{\hspace{2cm}} + \underline{\hspace{2cm}} = 10$$

$$\underline{\hspace{2cm}} + \underline{\hspace{2cm}} = 10$$

# Chef for a Day!

Chef is so excited about all the different foods he is making for Briar Rose's party! Pretend to be a chef for a day and design your own royal menu. Draw pictures of all the foods you will be cooking and serving for the feast.



# Character Descriptions



How would you describe Briar Rose??  
(circle one or more)

Kind Brave Sad Bossy Outgoing Scared Funny Smart Other

Why? \_\_\_\_\_

\_\_\_\_\_

\_\_\_\_\_

When Briar Rose says \_\_\_\_\_

\_\_\_\_\_

\_\_\_\_\_

When Briar Rose does \_\_\_\_\_

\_\_\_\_\_

\_\_\_\_\_

What do other characters say or think about her?

\_\_\_\_\_

\_\_\_\_\_

Do you think Briar Rose would be a good friend to have? Why or why not?

\_\_\_\_\_

\_\_\_\_\_



# Character Descriptions



How would you describe Evilina?  
(circle one or more)

Kind   Brave   Sad   Bossy   Outgoing   Scared   Mean   Smart   Other

Why? \_\_\_\_\_

\_\_\_\_\_

\_\_\_\_\_

When Evilina says \_\_\_\_\_

\_\_\_\_\_

\_\_\_\_\_

When Evilina does \_\_\_\_\_

\_\_\_\_\_

\_\_\_\_\_

What do other characters say or think about her?

\_\_\_\_\_

\_\_\_\_\_

Do you think Evilina would be a good friend to have? Why or why not?

\_\_\_\_\_

\_\_\_\_\_

# Follow Us For More!

Follow us on social media to get all the latest updates on what we are up to over here at Nine O'Clock Players! Email us completed student work or post it and tag us on Instagram for a chance to be featured on our page.



[www.facebook.com/nineoclockplayers](http://www.facebook.com/nineoclockplayers)



[nop@assistanceleaguela.org](mailto:nop@assistanceleaguela.org)



[Nine O'Clock Players](#)



[@nineoclockplayers](#)



[@\[nineoclockplayers\]\(#\)](#)

<https://assistanceleaguela.org/theatre-for-children-program/>